

MAINTENANCE AND CLEANING OF TERRACOTAGRES ROOF



Ceramic Roof Tiles





**North
America**

Enameled tiles are not self-cleaning, so it is necessary to perform a yearly maintenance and roof cleaning.

Cleaning must not be forgotten because this is the surface of your house with greater volume of dirt and foreign objects and it is the most exposed place to the weather.






Cleaning must start by removing any material that may be deposited on the roof.

At this stage be careful to things not to fall into the collecting gutter, since they may clog. The roof may be rinsed with a high-pressure washer, position the water jet towards the water drop, or you may use a hose, but in any case the following recommendations must be observed.

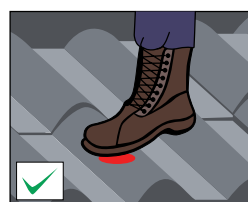
-  **Use only clean water**
-  **Use broom or soft bristle brush**
-  **Rinse tiles with plenty of water, removing any remaining detergent**
-  **Do not use solvents, acidic or abrasive products**

Keep in mind that safety is the most important aspect of this type of washing.

A wet roof results in an extremely slippery surface therefore it is essential the use of safety equipment such as:

-  **Anti-slip boot for wet surfaces**
-  **Helmet**
-  **Gloves**
-  **Glasses**
-  **Safety belt**

When walking on the tiles, step as indicated in the picture aside, to maintain the integrity of the tiles, taking doubled care when you are near the eaves.



Correct



Incorrect

Make sure that the people who will carry out the service are specialized, experienced and wear all necessary safety equipment. Terracotagres is not liable for the costs or for any material or personal damages resulting from the cleaning and maintenance procedure. Finally, check if any tile breaking has taken place by the maintenance professionals and ask them to replace the damaged parts.